

FORM NO. MGT-7

[Pursuant to sub-Section(1) of section 92 of the Companies Act, 2013 and sub-rule (1) of rule 11of the Companies (Management and Administration) Rules, 2014]



Annual Return (other than OPCs and Small Companies)

Form language ☒ English ☐ Hindi

Refer the instruction kit for filing the form.

I. REGISTRATION AND OTHER DETAILS

(i) * Corporate Identification Number (CIN) of the company

U65990MH1990PTC055279

Pre-fill

Global Location Number (GLN) of the company

* Permanent Account Number (PAN) of the company

AAACQ0281C

(ii) (a) Name of the company

QUANTUM ADVISORS PRIVATE

(b) Registered office address

6th Floor, Hoechst House,
Nariman Point,
Mumbai
Mumbai City
Maharashtra
400021

(c) *e-mail ID of the company

Compliance@qasl.com

(d) *Telephone number with STD code

9102261447900

(e) Website

WWW.QASL.COM

(iii) Date of Incorporation

31/01/1990

(iv)	Type of the Company	Category of the Company	Sub-category of the Company
	Private Company	Company limited by shares	Indian Non-Government company

(v) Whether company is having share capital

☒ Yes ☐ No

(vi) *Whether shares listed on recognized Stock Exchange(s)

☐ Yes ☒ No

(vii) *Financial year From date 01/04/2021 (DD/MM/YYYY) To date 31/03/2022 (DD/MM/YYYY)

(viii) *Whether Annual general meeting (AGM) held ☒ Yes ☐ No

(a) If yes, date of AGM

(b) Due date of AGM

30/09/2022

(c) Whether any extension for AGM granted

☐ Yes ☒ No

II. PRINCIPAL BUSINESS ACTIVITIES OF THE COMPANY

*Number of business activities

2





S.No	Main Activity group code	Description of Main Activity group	Business Activity Code	Description of Business Activity	% of turnover of the company
1	K	Financial and insurance Service	K6	Fund Management Services	93.82
2	K	Financial and insurance Service	K7	Financial Advisory, brokerage and Consultancy Services	0.24

III. PARTICULARS OF HOLDING, SUBSIDIARY AND ASSOCIATE COMPANIES (INCLUDING JOINT VENTURES)

*No. of Companies for which information is to be given

4

Pre-fill All

S.No	Name of the company	CIN / FCRN	Holding/ Subsidiary/Associate/ Joint Venture	% of shares held
1	QUANTUM ASSET MANAGEMENT 	U65990MH2005PTC156152	Subsidiary	100
2	QUANTUM TRUSTEE COMPANY 	U67190MH2005PTC156119	Subsidiary	100
3	QUANTUM INDIA (MAURITIUS) 		Subsidiary	100
4	PRIMARY REAL ESTATE ADVISOR 	U70100MH2001PTC134242	Associate	40

IV. SHARE CAPITAL, DEBENTURES AND OTHER SECURITIES OF THE COMPANY

(i) *SHARE CAPITAL

(a) Equity share capital

Particulars	Authorised capital	Issued capital	Subscribed capital	Paid up capital
Total number of equity shares	12,000,000	11,220,468	11,220,468	11,220,468
Total amount of equity shares (in Rupees)	120,000,000	112,204,680	112,204,680	112,204,680

Number of classes

2

Class of Shares	Authorised capital	Issued capital	Subscribed capital	Paid up capital
Equity Shares				
Number of equity shares	6,096,000	5,700,000	5,700,000	5,700,000
Nominal value per share (in rupees)	10	10	10	10
Total amount of equity shares (in rupees)	60,960,000	57,000,000	57,000,000	57,000,000
Class of Shares	Authorised capital	Issued capital	Subscribed capital	Paid up capital
Class A Equity Shares				
Number of equity shares	5,904,000	5,520,468	5,520,468	5,520,468
Nominal value per share (in rupees)	10	10	10	10
Total amount of equity shares (in rupees)	59,040,000	55,204,680	55,204,680	55,204,680

(b) Preference share capital

Particulars	Authorised capital	Issued capital	Subscribed capital	Paid-up capital
Total number of preference shares	0	0	0	0
Total amount of preference shares (in rupees)	0	0	0	0

Number of classes

0

Class of shares	Authorised capital	Issued capital	Subscribed capital	Paid up capital
Number of preference shares				
Nominal value per share (in rupees)				
Total amount of preference shares (in rupees)				

(c) Unclassified share capital

Particulars	Authorised Capital
Total amount of unclassified shares	0

(d) Break-up of paid-up share capital

Class of shares	Number of shares			Total nominal amount	Total Paid-up amount	Total premium
Equity shares	Physical	DEMAT	Total			
At the beginning of the year	3,908,718	7,311,750	11220468	112,204,680	112,204,680	

Increase during the year	0	0	0	0	0	0
i. Public Issues	0	0	0	0	0	0
ii. Rights issue	0	0	0	0	0	0
iii. Bonus issue	0	0	0	0	0	0
iv. Private Placement/ Preferential allotment	0	0	0	0	0	0
v. ESOPs	0	0	0	0	0	0
vi. Sweat equity shares allotted	0	0	0	0	0	0
vii. Conversion of Preference share	0	0	0	0	0	0
viii. Conversion of Debentures	0	0	0	0	0	0
ix. GDRs/ADRs	0	0	0	0	0	0
x. Others, specify <input type="text"/>						
Decrease during the year	0	0	0	0	0	0
i. Buy-back of shares	0	0	0	0	0	0
ii. Shares forfeited	0	0	0	0	0	0
iii. Reduction of share capital	0	0	0	0	0	0
iv. Others, specify <input type="text"/>						
At the end of the year	3,908,718	7,311,750	11220468	112,204,680	112,204,680	
Preference shares						
At the beginning of the year	0	0	0	0	0	
Increase during the year	0	0	0	0	0	0
i. Issues of shares	0	0	0	0	0	0
ii. Re-issue of forfeited shares	0	0	0	0	0	0
iii. Others, specify <input type="text"/>						
Decrease during the year	0	0	0	0	0	0
i. Redemption of shares	0	0	0	0	0	0

ii. Shares forfeited	0	0	0	0	0	0
iii. Reduction of share capital	0	0	0	0	0	0
iv. Others, specify				0	0	
At the end of the year	0	0	0	0	0	

ISIN of the equity shares of the company

(ii) Details of stock split/consolidation during the year (for each class of shares)

0

Class of shares		(i)	(ii)	(iii)
Before split / Consolidation	Number of shares			
	Face value per share			
After split / Consolidation	Number of shares			
	Face value per share			

(iii) Details of shares/Debentures Transfers since closure date of last financial year (or in the case of the first return at any time since the incorporation of the company) *

☐

Nil

[Details being provided in a CD/Digital Media]

☐

Yes

☐

No

☒

Not Applicable

Separate sheet attached for details of transfers

☐

Yes

☐

No

Note: In case list of transfer exceeds 10, option for submission as a separate sheet attachment or submission in a CD/Digital Media may be shown.

Date of the previous annual general meeting		<input type="text"/>	
Date of registration of transfer (Date Month Year)		<input type="text" value="25/06/2021"/>	
Type of transfer	<input type="text" value="Equity Shares"/>	1 - Equity, 2- Preference Shares, 3 - Debentures, 4 - Stock	
Number of Shares/ Debentures/ Units Transferred	<input type="text" value="3,000"/>	Amount per Share/ Debenture/Unit (in Rs.)	<input type="text" value="10"/>

Ledger Folio of Transferor		64	
Transferor's Name	More		Soniya
	Surname	middle name	first name
Ledger Folio of Transferee		08	
Transferee's Name	Anil Harish I V Subramaniam	Murali Krishnan	Piyush Thakkar
	Surname	middle name	first name

Date of registration of transfer (Date Month Year)				27/08/2021	
Type of transfer	Equity Shares	1 - Equity, 2- Preference Shares,3 - Debentures, 4 - Stock			
Number of Shares/ Debentures/ Units Transferred	2,004	Amount per Share/ Debenture/Unit (in Rs.)	10		
Ledger Folio of Transferor		51			
Transferor's Name	Shinge		Shalaka		
	Surname		middle name	first name	
Ledger Folio of Transferee		08			
Transferee's Name	Anil Harish I V Subramaniam	Murali Krishnan	Piyush Thakkar		
	Surname		middle name	first name	

Date of registration of transfer (Date Month Year)				26/11/2021	
Type of transfer	Equity Shares	1 - Equity, 2- Preference Shares,3 - Debentures, 4 - Stock			
Number of Shares/ Debentures/ Units Transferred	2,004	Amount per Share/ Debenture/Unit (in Rs.)	10		

Ledger Folio of Transferor		61	
Transferor's Name	Sawant		Girish
	Surname	middle name	first name
Ledger Folio of Transferee		08	
Transferee's Name	Anil Harish I V Subramaniam	Murali Krishnan	Piyush Thakkar
	Surname	middle name	first name

Date of registration of transfer (Date Month Year)		11/03/2022	
Type of transfer	Equity Shares	1 - Equity, 2- Preference Shares,3 - Debentures, 4 - Stock	
Number of Shares/ Debentures/ Units Transferred	2,004	Amount per Share/ Debenture/Unit (in Rs.)	10
Ledger Folio of Transferor		63	
Transferor's Name	Baid		Vivek
	Surname	middle name	first name
Ledger Folio of Transferee		08	
Transferee's Name	Anil Harish I V Subramaniam	Murali Krishnan	Piyush Thakkar
	Surname	middle name	first name

Date of registration of transfer (Date Month Year)			
Type of transfer		1 - Equity, 2- Preference Shares,3 - Debentures, 4 - Stock	
Number of Shares/ Debentures/ Units Transferred		Amount per Share/ Debenture/Unit (in Rs.)	

Ledger Folio of Transferor			
Transferor's Name			
	Surname	middle name	first name
Ledger Folio of Transferee			
Transferee's Name			
	Surname	middle name	first name

(iv) *Debentures (Outstanding as at the end of financial year)

Particulars	Number of units	Nominal value per unit	Total value
Non-convertible debentures	0	0	0
Partly convertible debentures	0	0	0
Fully convertible debentures	0	0	0
Total			0

Details of debentures

Class of debentures	Outstanding as at the beginning of the year	Increase during the year	Decrease during the year	Outstanding as at the end of the year
Non-convertible debentures	0	0	0	0
Partly convertible debentures	0	0	0	0
Fully convertible debentures	0	0	0	0

(v) Securities (other than shares and debentures)

0

Type of Securities	Number of Securities	Nominal Value of each Unit	Total Nominal Value	Paid up Value of each Unit	Total Paid up Value
Total					

V. *Turnover and net worth of the company (as defined in the Companies Act, 2013)

(i) Turnover

740,613,044

(ii) Net worth of the Company

2,741,187,147

VI. (a) *SHARE HOLDING PATTERN - Promoters

S. No.	Category	Equity		Preference	
		Number of shares	Percentage	Number of shares	Percentage
1.	Individual/Hindu Undivided Family				
	(i) Indian	0	0	0	
	(ii) Non-resident Indian (NRI)	3,924,090	34.97	0	
	(iii) Foreign national (other than NRI)	0	0	0	
2.	Government				
	(i) Central Government	0	0	0	
	(ii) State Government	0	0	0	
	(iii) Government companies	0	0	0	
3.	Insurance companies	0	0	0	
4.	Banks	0	0	0	
5.	Financial institutions	0	0	0	
6.	Foreign institutional investors	0	0	0	
7.	Mutual funds	0	0	0	
8.	Venture capital	0	0	0	
9.	Body corporate (not mentioned above)	0	0	0	
10.	Others	0	0	0	
	Total	3,924,090	34.97	0	0

Total number of shareholders (promoters)

1

(b) *SHARE HOLDING PATTERN - Public/Other than promoters

S. No.	Category	Equity		Preference	
		Number of shares	Percentage	Number of shares	Percentage

1.	Individual/Hindu Undivided Family				
	(i) Indian	1,047,198	9.33	0	
	(ii) Non-resident Indian (NRI)	0	0	0	
	(iii) Foreign national (other than NRI)	0	0	0	
2.	Government				
	(i) Central Government	0	0	0	
	(ii) State Government	0	0	0	
	(iii) Government companies	0	0	0	
3.	Insurance companies	0	0	0	
4.	Banks	0	0	0	
5.	Financial institutions	0	0	0	
6.	Foreign institutional investors	0	0	0	
7.	Mutual funds	0	0	0	
8.	Venture capital	0	0	0	
9.	Body corporate (not mentioned above)	5,520,468	49.2	0	
10.	Others (Trust)	728,712	6.49	0	
	Total	7,296,378	65.02	0	0

Total number of shareholders (other than promoters)

42

**Total number of shareholders (Promoters+Public/
Other than promoters)**

43

**VII. *NUMBER OF PROMOTERS, MEMBERS, DEBENTURE HOLDERS
(Details, Promoters, Members (other than promoters), Debenture holders)**

Details	At the beginning of the year	At the end of the year
Promoters	1	1
Members (other than promoters)	46	42
Debenture holders	0	0

VIII. DETAILS OF DIRECTORS AND KEY MANAGERIAL PERSONNEL

(A) *Composition of Board of Directors

Category	Number of directors at the beginning of the year		Number of directors at the end of the year		Percentage of shares held by directors as at the end of year	
	Executive	Non-executive	Executive	Non-executive	Executive	Non-executive
A. Promoter	0	0	0	0	0	0
B. Non-Promoter	1	5	1	6	3.87	0
(i) Non-Independent	1	5	1	6	3.87	0
(ii) Independent	0	0	0	0	0	0
C. Nominee Directors representing	0	0	0	0	0	0
(i) Banks & FIs	0	0	0	0	0	0
(ii) Investing institutions	0	0	0	0	0	0
(iii) Government	0	0	0	0	0	0
(iv) Small share holders	0	0	0	0	0	0
(v) Others	0	0	0	0	0	0
Total	1	5	1	6	3.87	0

Number of Directors and Key managerial personnel (who is not director) as on the financial year end date

7

(B) (i) *Details of directors and Key managerial personnel as on the closure of financial year

Name	DIN/PAN	Designation	Number of equity share(s) held	Date of cessation (after closure of financial year : If any)
IYER VENKATA SUBRAHMANYAM	00253917	Managing Director	433,710	
AJAY NANAVATI VIPIN	02370729	Director	0	
MARSHA JOAN VANDEKAM	06910328	Director	0	
HORMAZDIYAAR SHIA	00060835	Director	0	
PRAVEEN PURUSHOTAM	00016814	Director	0	
NALINI KAK	08020486	Director	0	
NATASHA ANNE CUPP	09359375	Additional director	0	

(ii) Particulars of change in director(s) and Key managerial personnel during the year

4

Name	DIN/PAN	Designation at the beginning / during the financial year	Date of appointment/ change in designation/ cessation	Nature of change (Appointment/ Change in designation/ Cessation)
NALINI KAK	08020486	Additional director	25/06/2021	Appointment
NALINI KAK	08020486	Director	27/08/2021	Change in designation
WILLIAM GEOFFREY S +	00181048	Director	28/08/2021	Cessation
NATASHA ANNE CUPP +	09359375	Additional director	26/11/2021	Appointment

IX. MEETINGS OF MEMBERS/CLASS OF MEMBERS/BOARD/COMMITTEES OF THE BOARD OF DIRECTORS**A. MEMBERS/CLASS /REQUISITIONED/NCLT/COURT CONVENED MEETINGS**

Number of meetings held

1

Type of meeting	Date of meeting	Total Number of Members entitled to attend meeting	Attendance	
			Number of members attended	% of total shareholding
Annual General Meeting	27/08/2021	47	42	99.7

B. BOARD MEETINGS

*Number of meetings held

4

S. No.	Date of meeting	Total Number of directors associated as on the date of meeting	Attendance	
			Number of directors attended	% of attendance
1	25/06/2021	7	7	100
2	27/08/2021	7	7	100
3	26/11/2021	7	7	100
4	11/03/2022	7	6	85.71

C. COMMITTEE MEETINGS

Number of meetings held

4

S. No.	Type of meeting	Date of meeting	Total Number of Members as on the date of the meeting	Attendance	
				Number of members attended	% of attendance

S. No.	Type of meeting	Date of meeting	Total Number of Members as on the date of the meeting	Attendance	
				Number of members attended	% of attendance
1	CSR	24/06/2021	2	2	100
2	CSR	26/08/2021	2	2	100
3	CSR	25/11/2021	2	2	100
4	CSR	10/03/2022	2	2	100

D. *ATTENDANCE OF DIRECTORS

S. No.	Name of the director	Board Meetings			Committee Meetings			Whether attended AGM held on
		Number of Meetings which director was entitled to attend	Number of Meetings attended	% of attendance	Number of Meetings which director was entitled to attend	Number of Meetings attended	% of attendance	
								(Y/N/NA)
1	IYER VENKAT	4	4	100	4	4	100	
2	AJAY NANAV	4	4	100	0	0	0	
3	MARSHA JOA	4	4	100	0	0	0	
4	HORMAZDIYA	4	4	100	4	4	100	
5	PRAVEEN PU	4	4	100	0	0	0	
6	NALINI KAK	4	4	100	0	0	0	
7	NATASHA AN	2	1	50	0	0	0	

X. *REMUNERATION OF DIRECTORS AND KEY MANAGERIAL PERSONNEL

☐ Nil

Number of Managing Director, Whole-time Directors and/or Manager whose remuneration details to be entered

1

S. No.	Name	Designation	Gross Salary	Commission	Stock Option/ Sweat equity	Others	Total Amount
1	IYER VENKATA SU	Managing Direct	9,839,307	0	0	0	9,839,307
	Total		9,839,307	0	0	0	9,839,307

Number of CEO, CFO and Company secretary whose remuneration details to be entered

0

S. No.	Name	Designation	Gross Salary	Commission	Stock Option/ Sweat equity	Others	Total Amount
--------	------	-------------	--------------	------------	----------------------------	--------	--------------

S. No.	Name	Designation	Gross Salary	Commission	Stock Option/ Sweat equity	Others	Total Amount
1							0
	Total						

Number of other directors whose remuneration details to be entered

7

S. No.	Name	Designation	Gross Salary	Commission	Stock Option/ Sweat equity	Others	Total Amount
1	WILLIAM GEOFFREY	Non-Executive Director	0	0	0	818,188	818,188
2	MARSHA JOAN VAN DER MERWE	Non-Executive Director	0	0	0	1,561,932	1,561,932
3	AJAY VIPIN NANAVATI	Non-Executive Director	0	0	0	1,370,684	1,370,684
4	HORMAZDIYAARSAN	Non-Executive Director	0	0	0	1,561,932	1,561,932
5	PRAVEEN PURUSHOTAM	Non-Executive Director	0	0	0	868,466	868,466
6	NALINI KAKKAD	Non-Executive Director	0	0	0	1,029,714	1,029,714
7	NATASHA ANNE COOPER	Non-Executive Director	0	0	0	150,624	150,624
	Total		0	0	0	7,361,540	7,361,540

XI. MATTERS RELATED TO CERTIFICATION OF COMPLIANCES AND DISCLOSURES

* A. Whether the company has made compliances and disclosures in respect of applicable provisions of the Companies Act, 2013 during the year ☒ Yes ☐ No

B. If No, give reasons/observations

XII. PENALTY AND PUNISHMENT - DETAILS THEREOF

(A) DETAILS OF PENALTIES / PUNISHMENT IMPOSED ON COMPANY/DIRECTORS /OFFICERS ☒ Nil

Name of the company/ directors/ officers	Name of the court/ concerned Authority	Date of Order	Name of the Act and section under which penalised / punished	Details of penalty/ punishment	Details of appeal (if any) including present status

(B) DETAILS OF COMPOUNDING OF OFFENCES ☒ Nil

Name of the company/ directors/ officers	Name of the court/ concerned Authority	Date of Order	Name of the Act and section under which offence committed	Particulars of offence	Amount of compounding (in Rupees)

XIII. Whether complete list of shareholders, debenture holders has been enclosed as an attachment

☒ Yes ☐ No

XIV. COMPLIANCE OF SUB-SECTION (2) OF SECTION 92, IN CASE OF LISTED COMPANIES

In case of a listed company or a company having paid up share capital of Ten Crore rupees or more or turnover of Fifty Crore rupees or more, details of company secretary in whole time practice certifying the annual return in Form MGT-8.

Name

Sanjay Parab

Whether associate or fellow

☐ Associate ☒ Fellow

Certificate of practice number

7093

I/We certify that:

(a) The return states the facts, as they stood on the date of the closure of the financial year aforesaid correctly and adequately.

(b) Unless otherwise expressly stated to the contrary elsewhere in this Return, the Company has complied with all the provisions of the Act during the financial year.

(c) The company has not, since the date of the closure of the last financial year with reference to which the last return was submitted or in the case of a first return since the date of the incorporation of the company, issued any invitation to the public to subscribe for any securities of the company.

(d) Where the annual return discloses the fact that the number of members, (except in case of a one person company), of the company exceeds two hundred, the excess consists wholly of persons who under second proviso to clause (ii) of sub-section (68) of section 2 of the Act are not to be included in reckoning the number of two hundred.

Declaration

I am Authorised by the Board of Directors of the company vide resolution no. ...

01

dated

24/06/2022

(DD/MM/YYYY) to sign this form and declare that all the requirements of the Companies Act, 2013 and the rules made thereunder in respect of the subject matter of this form and matters incidental thereto have been complied with. I further declare that:

1. Whatever is stated in this form and in the attachments thereto is true, correct and complete and no information material to the subject matter of this form has been suppressed or concealed and is as per the original records maintained by the company.
2. All the required attachments have been completely and legibly attached to this form.

Note: Attention is also drawn to the provisions of Section 447, section 448 and 449 of the Companies Act, 2013 which provide for punishment for fraud, punishment for false statement and punishment for false evidence respectively.

To be digitally signed by

Director

DIN of the director

00253917

To be digitally signed by

- ☒ Company Secretary
☐ Company secretary in practice

Membership number

Certificate of practice number

Attachments

1. List of share holders, debenture holders
2. Approval letter for extension of AGM;
3. Copy of MGT-8;
4. Optional Attachement(s), if any

Attach

Attach

Attach

Attach

List of attachments

List of shareholders.pdf

Remove attachment

Modify

Check Form

Prescrutiny

Submit

This eForm has been taken on file maintained by the Registrar of Companies through electronic mode and on the basis of statement of correctness given by the company

QUANTUM ADVISORS PRIVATE LIMITED
Shareholding Pattern for Equity Shares as on March 31, 2022

Sr No.	Name of the Shareholder	Folio Number	Amount per Share (INR)	Total Number of Shares	Total Value of Shares (INR)	% of Shareholding
1	Ajit Dayal	1	10	3924090	39240900	34.97
2	Anil Harish	2	10	120	1200	0.00
3	Pramod Dayal	4	10	12	120	0.00
4	I. V. Subramaniam, Anil Harish, Murali Krishnan and Piyush Thakkar (Jointly held on behalf of Quantum Advisors ESOP Trust)	8	10	728712	7287120	6.49
5	I. V. Subramaniam	9	10	433710	4337100	3.87
6	Komalam Pillai	10	10	12000	120000	0.11
7	Don Thadeuse	11	10	21600	216000	0.19
8	Dharmapala Poojary	15	10	4002	40020	0.04
9	Hitendra Parekh	16	10	60000	600000	0.53
10	Sameer Shroff	17	10	2004	20040	0.02
11	Amrit Gaba	18	10	12000	120000	0.11
12	Janish Shah	20	10	75708	757080	0.67
13	Piyush Singh	25	10	16002	160020	0.14
14	Raju Paniampadam	26	10	804	8040	0.01
15	Suresh Jalish	27	10	2004	20040	0.02
16	Tehsin Lakkadghat	29	10	6000	60000	0.05
17	Aditya Srinath	32	10	12000	120000	0.11
18	Anil Dhuri	33	10	804	8040	0.01
19	Chirag Mehta	34	10	36000	360000	0.32
20	Chandrasen Manjrekar	35	10	2802	28020	0.02
21	Darshini Shah	36	10	2004	20040	0.02
22	Hitesh Kaniska	39	10	3000	30000	0.03
23	Imran Sayed	40	10	2004	20040	0.02
24	Krishnendu Saha	41	10	10800	108000	0.10
25	Malay Vora	42	10	12000	120000	0.11
26	Millet Bobin	43	10	2850	28500	0.03
27	Neeraj Kotian	44	10	2802	28020	0.02
28	Nilesh Shetty	45	10	39600	396000	0.35
29	Rajendra Thakkar	48	10	16002	160020	0.14
30	Sandeep Shinde	49	10	3000	30000	0.03
31	Santosh Das	50	10	804	8040	0.01
32	Yogesh Deorukhkar	55	10	2802	28020	0.02
33	Arvind Chari	56	10	60000	600000	0.53
34	Kashif Sundarani	57	10	1338	13380	0.01
35	Piyush Thakkar	60	10	34704	347040	0.31
36	Jimmy Patel	66	10	44700	447000	0.40
37	Natraj Sankaranarayanan	67	10	101400	1014000	0.90
38	Saurabh Anant Wanjare	71	10	804	8040	0.01
39	Sunita Karna	73	10	12	120	0.00
40	Afrid Wadia	74	10	3000	30000	0.03
41	Meera Shetty	75	10	3000	30000	0.03
42	HWIC Asia Fund - Class Q Shares	76	10	5520468	55204680	49.20
43	Rajendra Gadiyar	77	10	3000	30000	0.03
	Total			11220468	112204680	100